



THERCAST®

New functionalities of THERCAST® NxT 2.1

Are you already familiar with the new THERCAST® NxT environment and do you want to improve your knowledge of the software? Discover the new features in NxT 2.1 and learn the best practices right now to make the best out of the software!

At the end of this training, you will have full knowledge of the functionalities in NxT 2.1. First you will discover the new features in the graphical interface. You will then practice with different tutorials illustrating your sector

of activity. THERCAST® NxT 2.1 improves your experience through user interface customization, faster and easier navigation, and new shortcuts.

LEVEL

Intermediate

PREREQUISITES

A first experience with THERCAST® software is required.


GOALS

- **Mastering the new features in THERCAST®**
- **Taking advantage of these features according to your sector of activity**
- **Efficiently simulating various foundry processes**
- **Improving the quality of cast parts thanks to even more predictive results**
- **Developing fruitful exchanges with our simulation experts**


DURATION	DATES 2023		
1 day	22 February	01 June	26 October
TRAINING	PRICE EXCL. TAX	PARTICIPANTS	
Inter-company	540 € per person	3 to 8 people	
In-company	1300 € per training	1 to 3 people	

DAY 1 > 8.30 a.m. to 12.00 p.m. & 1.30 p.m. to 5.00 p.m.

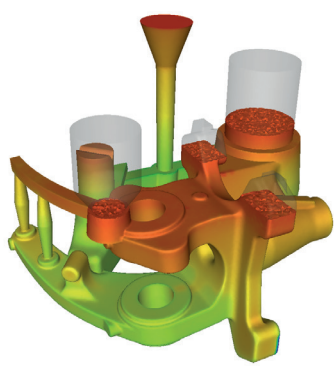
Introduction	<ul style="list-style-type: none"> - Transvalor presentation - Course goals
New features in the interface	<ul style="list-style-type: none"> - Right-click: customization of contextual menu - Automatic saving of project - Customization of keyboard shortcuts - Customization of mouse actions - Add favorites (processes, materials...) - Customization of the home page
Meshing	<ul style="list-style-type: none"> - Generation and visualization of the solver mesh in the interface - Mesh repair: <ul style="list-style-type: none"> - Easy detection of folds - Diagnostic of the quality of the mesh - Filling of holes
Advanced setup data options	<ul style="list-style-type: none"> - Drag and drop file loading - Edition of files (materials, heat transfer) directly from the interface - Multi-object selection: <ul style="list-style-type: none"> - Displacement and rotation - Trimming - Resizing
Starting computations	<ul style="list-style-type: none"> - Casting bucket <ul style="list-style-type: none"> - Meshing of the air - Kinematics of the bucket - High pressure die casting - Directed solidification - Cooling of several cast ingots <ul style="list-style-type: none"> - Radiation model - New integrations - Filling with mobile injectors <ul style="list-style-type: none"> - Definition of the path of injectors - Definition of the filling direction and options - Handling symmetries - Continuous Casting <ul style="list-style-type: none"> - Continuous casting machine tool (spray model) - "Slice-to-Global" computation - Reynolds number and Rayleigh number - Compatibility between JMatPro® TTT files and THERCAST®
Advanced options for analyzing results	<ul style="list-style-type: none"> - Synchronized multi-window animation - Improved readability - Custom actions
Conclusions	<ul style="list-style-type: none"> - Questions and course assessment



Self-radiation is considered



Filling via casting bucket



Temperature evolution during the filling